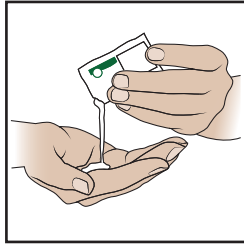


BLOOD CULTURE COLLECTION PROCEDURE

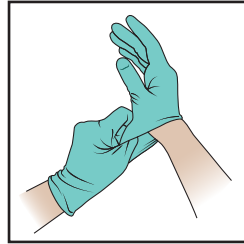
INSTRUCTIONS FOR USE

Prepare blood culture collection vials per hospital policy and procedure.


Indications For Use: The C-Quest Blood Culture Sampling Device (C-Quest) is a device intended to collect a patient blood sample and sequester the first portion of the sample to reduce the frequency of blood culture contamination when contaminants are present in the initial blood sample compared to blood cultures drawn with standard procedure without manual diversion. It is used in conjunction with either a Butterfly set for venipuncture or access to an existing patient IV using an extension set. C-Quest may be used with the C-Quest sterile blood culture vacuum tube, or a standard blood collection syringe.



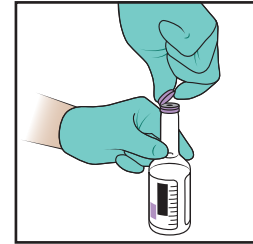
1. Apply hand sanitizer.



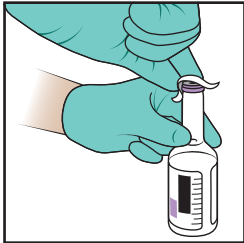
2. Put on gloves.



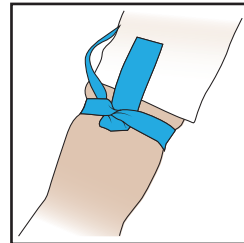
3. Place drape underneath venipuncture arm.



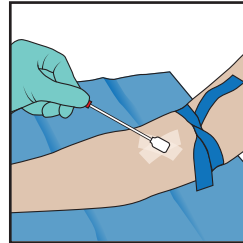
4. Remove caps off blood culture collection vials.



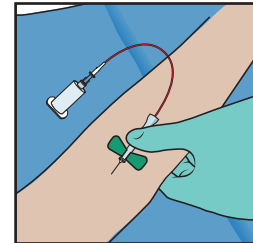
5. Following hospital policy, clean vial tops.



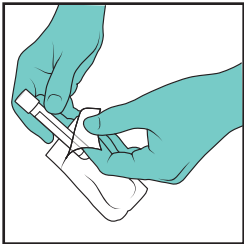
6. Following hospital policy, apply tourniquet.



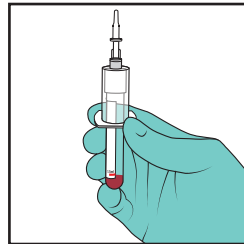
7. Following hospital policy, use an antiseptic swab to scrub the puncture site. Allow to air dry.



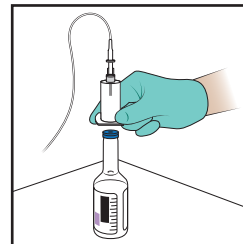
8. Following hospital policy, perform venipuncture.



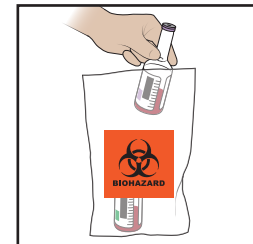
9. Remove sterile diversion tube from package. Do not touch the tube cap/stopper.



10. Insert diversion tube into tube holder. Draw initial diversion sample to the red label that states 1.5 mL. Dispose of diversion tube.



11. Place blood culture vial on a flat surface. Following hospital policy, engage vial into tube holder and collect sample.



12. Place blood culture vials into labeled biohazard bag, secure and transport to lab.

Cautions/Warnings:

- For Blood Culture Collection Only. Not for Injection.
- Ensure all connections are secure.
- Store in cool, dry environment at ambient temperatures.
- Product expiration date is based on the individual item with the shortest expiration. Expired components can be replaced with comparable non expired items.
- Not made with DEHP or natural rubber latex.



C-Quest Medical
88 Inverness Circle East, Suite E-102
Englewood, Colorado 80112 USA
888-617-8217