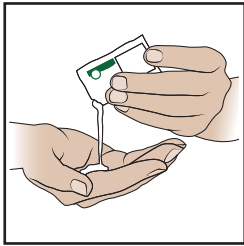


# BLOOD CULTURE COLLECTION PROCEDURE

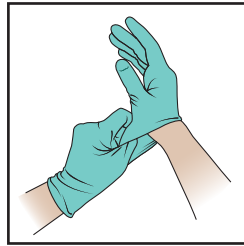
## INSTRUCTIONS FOR USE

Prepare blood culture collection vials per hospital policy and procedure.


**Indications For Use:** The C-Quest Blood Culture Sampling Device is intended to collect a patient blood sample and sequester the first portion of the sample to reduce the frequency of blood culture contamination when contaminants are present in the initial blood sample compared to blood cultures drawn with standard procedure without manual diversion. It is used in conjunction with either a Butterfly (scalp vein set) for venipuncture or access to an existing patient IV using an extension set. C-Quest may be used with a blood culture tube or a standard blood collection syringe.



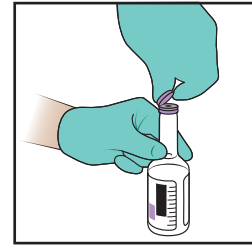
1. Apply hand sanitizer.



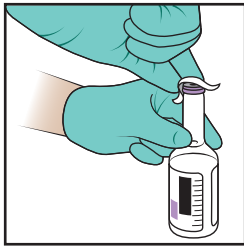
2. Put on gloves.



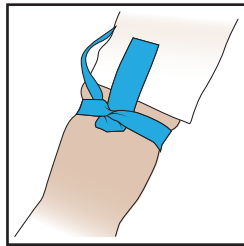
3. Place drape underneath venipuncture arm.



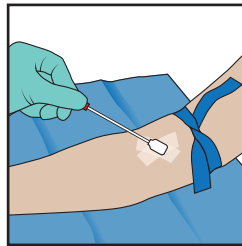
4. Remove caps off blood culture collection vials.



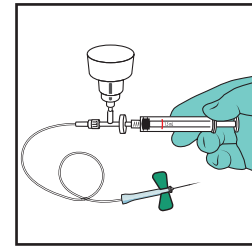
5. Following hospital policy, clean vial tops.



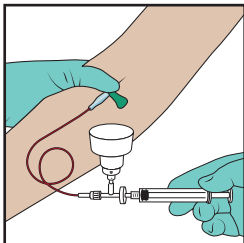
6. Following hospital policy, apply tourniquet.



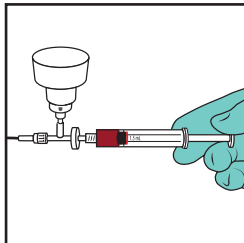
7. Following hospital policy, use an antiseptic swab to scrub the puncture site. Allow to air dry.



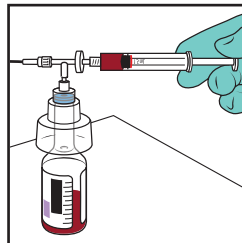
8. Remove diversion syringe connected to T-piece from sterile package. Attach safety Butterfly (scalp vein set) & the blood culture vial holder to T-piece.



9. Following hospital policy, perform venipuncture.



10. Draw initial diversion sample to indicated 1.5 mL syringe mark, not to exceed 2.0 mL.



11. Place blood culture vial on flat surface. Following hospital policy, engage vial into tube holder and collect sample.



12. Place blood culture vials into labeled biohazard bag, secure and transport to lab.

### Cautions/Warnings:

- Device is used for Drawing Blood Samples Only. Do Not Inject with the C-Quest™ System.
- Ensure all connections are secure.
- Device diverts 1.5 mL (not to exceed 2.0 mL) of blood. Follow your institution's clinical policies for blood culture collection for pediatric and neonatal patients and compatible blood cultures tubes.
- Store in cool, dry environment at ambient temperatures.
- Product expiration date is based on the individual item with the shortest expiration. Expired components can be replaced with comparable non expired items.
- Not made with DEHP or natural rubber latex.



C-Quest Medical  
88 Inverness Circle East, Suite E-102  
Englewood, Colorado 80112 USA  
888-617-8217